

BLU
DOT

GET TO STEP 2,
YOU'VE GONE
TOO FAR.

BRANCH SQUARE TABLE

ASSEMBLY NOTES




CARE

Clean with a slightly damp, soft cloth. To remove dirt and fingerprints, use a quality cleaner formulated for wood furniture. Wipe completely dry with a soft cloth or sponge using a mild detergent, such as dish soap. Wipe completely dry with a soft cloth.




HARDWARE


x16
1603



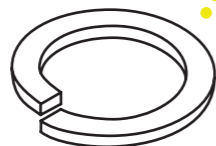
x1
9004



x16
3002

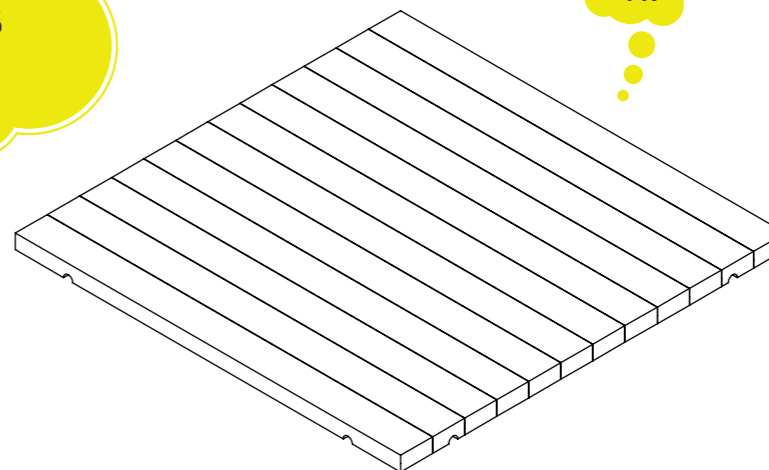


x16
3001

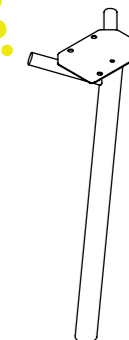


PARTS

x1



x4



1

Assemble on carpet
or protective mat

